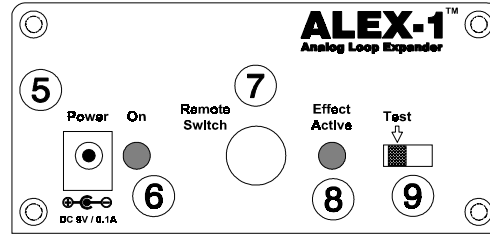
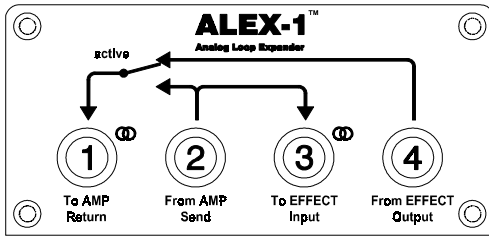


Owners-Manual

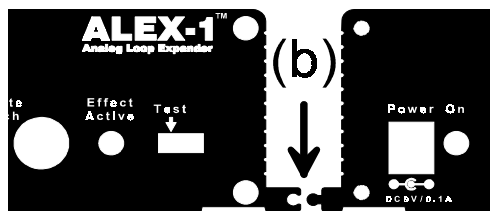
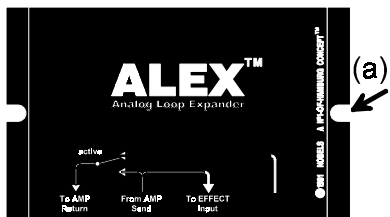
ALEX is an analog loop expander box. The internal relay will loop a connected device in or out! This is especially for effect units which have no bypass or if you don't want to feed the signal through it. The strong relay will also switch other functions as well. (See applications)



Connections:

- (1) "To AMP Return Jack" : Connect to your amp "Return" jack.
- (2) "From AMP send Jack" : Connect to your amp "Send" jack.
- (3) "To EFFECT Input Jack" : Connect to your effect "Input" jack.
- (4) "From EFFECT Output Jack" : Connect to your effect "Output" jack.
- (5) Power jack : Connect to a DC 9V stabilized power supply.
- (6) On Led : Power indicator
- (7) Remote Switch Jack : Connect a latched type footswitch.
- (8) Effect Active Led : Status indicator. Indicates that the loop is on.
- (9) Test Slide Switch : Manual switching of the loop.

Special Housing Design:

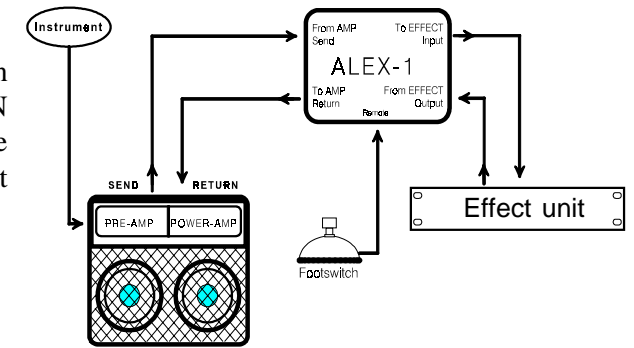


Any model of the Compact Series can be fixed in your favourite location by 2 screws (a). A good place could be the backside of your racksystem or your combo amp. It is also possible to join multiple housings together. It is easy to connect 2 or more housings (b). 4 units are less then 19"/1U.

Applications

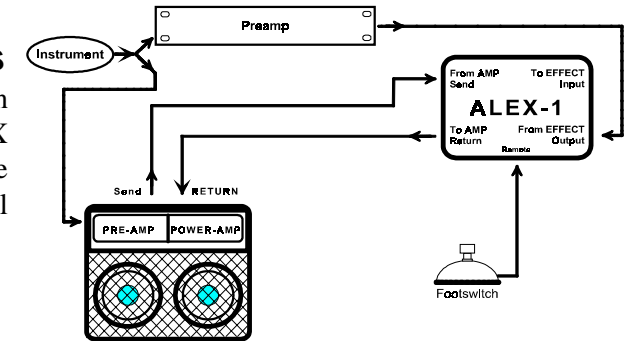
A) Loop In / Out

Connect the ALEX as shown in the picture. The SEND/RETURN loop of the amp is now switchable between bypass and looped effect unit.



B) Select 2 Preamps

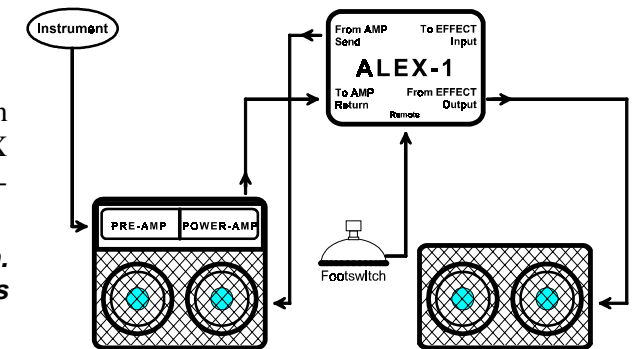
Connect the ALEX as shown in the picture. If you switch the ALEX you can choose between the Preamp of the amp or an external Preamp.



C) Select 2 Speaker

Connect the ALEX as shown in the picture. If you switch the ALEX you can choose between the built-in or the external speaker.

*** max. power 100W / 4 ohm. Follow the manufacturers instruction (Amp!)**



If you need more information, please ask your local dealer!

