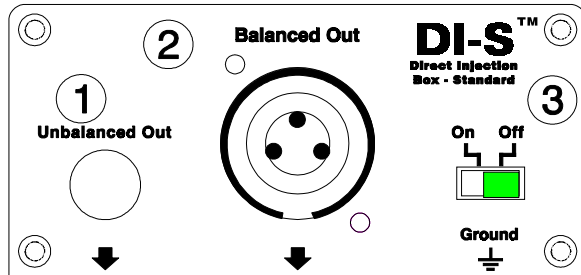


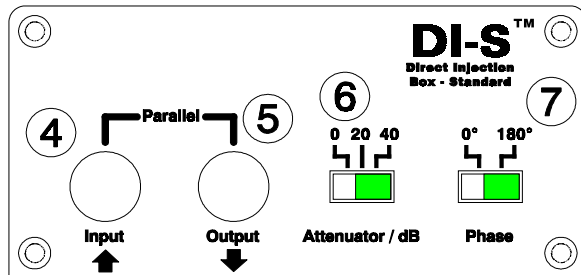
## Owners-Manual

The **DI-S** is an universal direct injection box with special features. High impedance signals can be transformed to low impedance signals, which give best sound results without loss of high frequencies.



### CONNECTIONS

- (1) **UNBALANCED OUT jack:** The unsymmetrical output to your mixer or amp.
- (2) **BALANCED OUT jack:** The symmetrical output to your mixer or amp.
- (3) **GROUND switch:** Disconnects the ground between input and output to prevent hum.

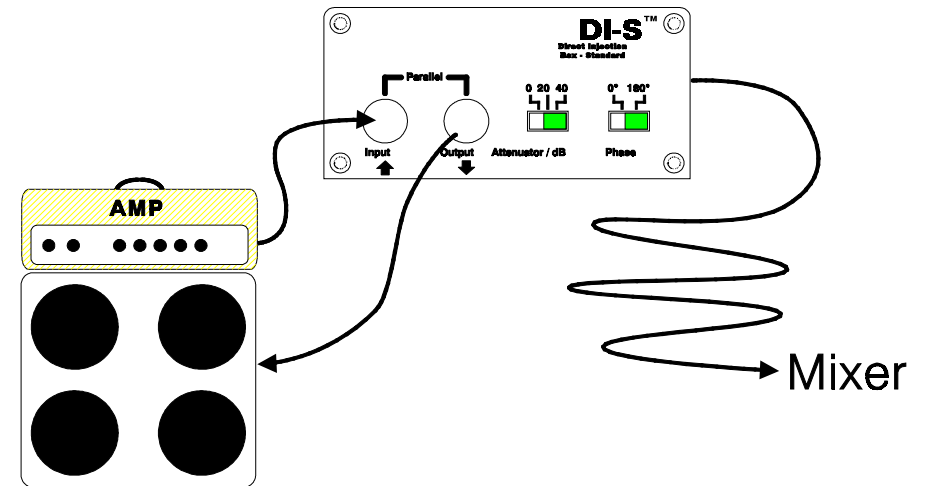


- (4) **INPUT jack:** Input for the instrument or amplifier.
- (5) **OUTPUT jack:** Parallel output of the Input jack.
- (6) **ATTENUATOR switch:** Selects the amount of level.
- (7) **PHASE switch:** Inverts the phase of the output.

## Applications

### DIRECT INJECTION

- Connect the output of your amp to the input of the **DI-S**.
- Connect the parallel output of the **DI-S** to the input of your speaker cabinet.
- Warning:** When using the output of a power amplifier, you must always connect a speaker or dummyload otherwise damages could occur to your amp or to the **DI-S**.
- If necessary, set the ground lift switch to "OFF".
- Select 40dB attenuation.
- Connect the balanced or unbalanced output of the **DI-S** to the input of the mixer
- *Ready to rock...*



### FOR RECORDING:

- Connect the output of your pre- or poweramp to the input of the **DI-S**.
- Select your desired setting of attenuation.
- If necessary, set the ground switch to "OFF".
- Select your desired Phase 0° or 180°.
- Connect the balanced or unbalanced output of the **DI-S** to the input of the taperecorder or mixer.
- Mix your own powerful sound on the mixing console...

*If you need more information, please ask your local dealer!*